



KERN
energie®


WIE HEISST WELCHE NUSS?

Verbinde die Nüsse mit ihren richtigen Namen.


die Haselnuss



die Pekannuss




die Macadamia



die Erdnuss



die Mandel



die Walnuss



die Cashew






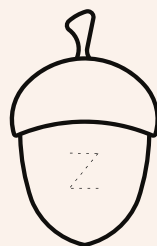
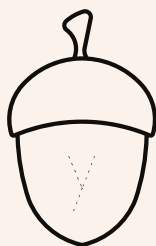
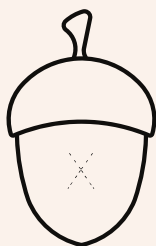
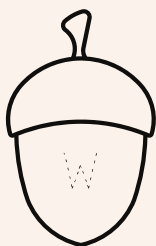
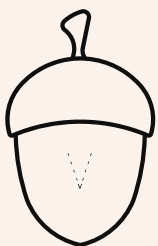
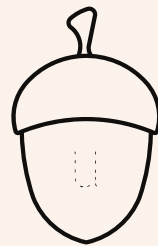
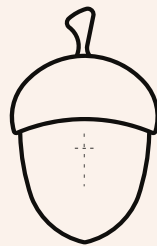
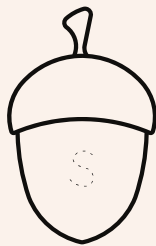
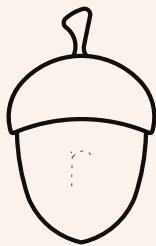
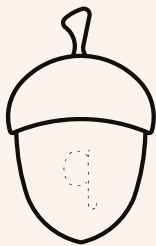
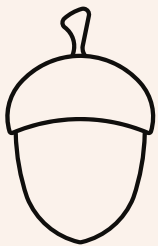

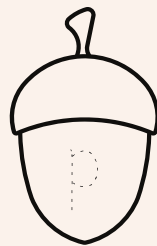
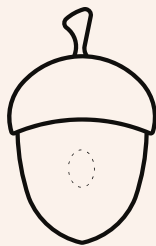
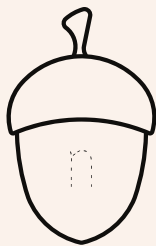
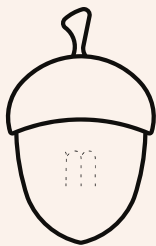
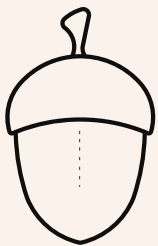
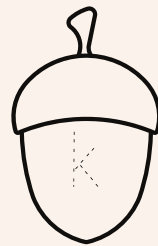
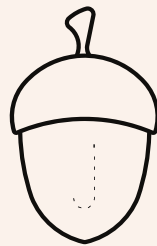
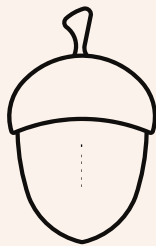
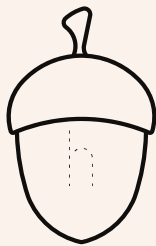
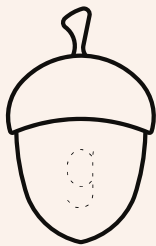
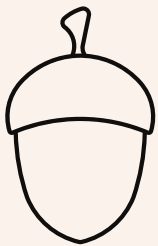
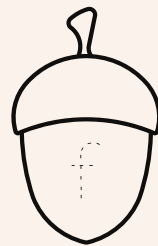
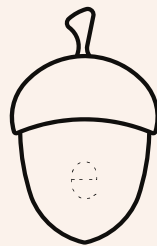
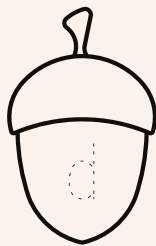
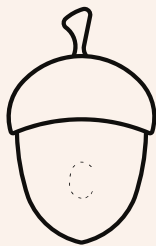
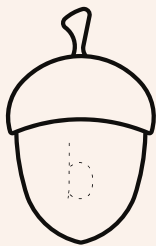
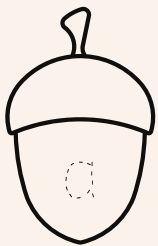
KERN
energie®

Name: _____



NUSS-ALPHABET

Übe deine Kleinbuchstaben und schreibe sie unten auf die Eicheln. Wenn du fertig bist, male die leeren Eicheln aus, damit unser Eichhörnchen sie leichter finden kann!





KERN
energie®

HERBSTLICHES MEMORY

Schneide die Teile aus und los geht's!



Kürbis



Blatt




Eichhörnchen



Eichel



Igel



Kuchen



Pilz



Vogelscheuche



Kürbis



Blatt




Eichhörnchen



Eichel



Igel



Kuchen



Pilz



Vogelscheuche

Name: _____




KERN
energie®

FINDE DEN WEG ZUR NUSS





Hilf unserem Eichhörnchen die Eichel zu finden.



Zeichne mit Hilfe des Gitters die andere
Hälfte des Eichhörnchens und male sie aus.



KERN
energie®



Tipp: So sieht das Eichhörnchen fertig aus.



KERN
energie®

MALEN NACH ZAHLEN

Na, was verbirgt sich hier für ein Tier?
Verbinde die Zahlen und finde es heraus!







KERN
energie®

FINDE DIE FEHLER

Nanu, auf dem 2. Bild haben sich doch glatt ein paar Fehler eingeschlichen. Kannst du alle 7 finden?





KERN
energie®

NUSS-SUDOKU

Vervollständige das Sudoku. Du darfst jedes Bild nur einmal pro Zeile, Spalte und Vier-mal-vier-Raster verwenden.

